



Joey Mob Program Planner

Attendance:

/

Attendees / Total

Theme	The sea	Meeting		Date	
-------	---------	---------	--	------	--

Time	Activity	Leader	Equipment Required etc.
0.00	Opening Parade –Joey Scout Promise		Flag
0.05	Game- Tentacle Hockey		Two stuffed stockings, sponge
0.15	Songs - Fred the Fish, I'm a fish, fishy fish in the brook		Song sheet
0.25	Game -Flying fish		Tissue paper fish, newspaper
0.35	Story – Ship wreck		Newspaper
0.45	Game – Ship to shore		Nil
0.50	Game – Gone fishing		Magnets on a string, washers, blind fold
0.60	Closing Ceremony-Joey Scout Law		Flag and Prayer book

General Comments

Coming in Activity - Swimming Squids

Equipment: Large paper bags, Balloons, textas or colouring pencils

To Make:

Joey Scout draw squids on the bag (have a picture of one to show them). Place the balloon in the bag with the opening sticking out slightly. The Joey Scouts blow up their balloon and then release the balloon to have the squid fly up into the air.

Note: caution the Joey Scout not to blow their balloon up too large or they may break the bag.

Game: Tentacle Hockey

Equipment: Two Stocking stuffed (newspaper stuffing works fine). One thick sponge.

To Play:

Divide the Joey Scouts into two teams and number them starting from opposite ends 1,2,3 etc. The teams stand about two metres apart and facing each other. Mark of each end of the playing area and tell each team which is their goal end.

Leader calls out a number, the Joey Scout from each team with that number run to the centre, pick up a tentacle and try to hit it to their goal end.

Songs:

Fred the Fish (Tune of tom the toad)

Oh Fred the fish, of Fred the fish,
Why are you lying on that dish,
Oh Fred the fish, of Fred the fish,
Why are you lying on that dish

Life was good along the brook
But that fat worm was on a hook
Oh Fred the fish, of Fred the fish,
Why are you lying on that dish,

I'm a Little Fishy (Tune I'm a little tea pot)

I'm a little fishy, I can swim
Here is my tail, here is my fin.
When I want to have fun with my friend,
I wiggle my tail and dive right in.

Fishy, Fishy in the Brook (Sung as a chant)

Fishy, fishy in the brook
Daddy caught him with a hook
Mummy cooked in a pan
Baby ate him like a man

Game: Flying Fish

Equipment: Pre-cut Tissue Fish, sheets of newspaper.

To Play:

Joey Scout can either line up across the room or form teams, which ever suits the Mob. On the word go the Joey Scouts use the sheets of newspaper to fan their fish up the hall and over the finishing line.

Story: Shipwrecked

Note for Leaders: You will need to have the paper boat already made up for the story. This is a story of a boat that gets ship wrecked, while you are telling the story you will need to tear as shown. You could start the story by saying this is a copy of a famous boat that was ship wrecked and this is the story of what happened.

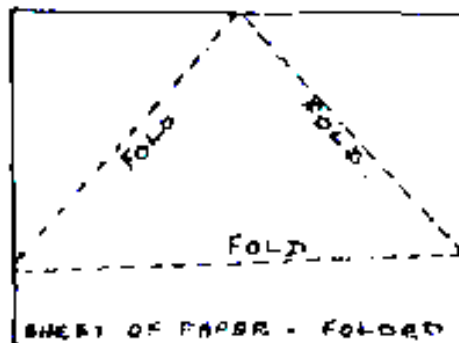
This famous yacht was just about to finish in first place and then disaster First the day grew dark, and then the strong winds began to blow. Suddenly there was thunder and lightning and the top of the mast was struck and it broke off (tear off top of the mast.) The yacht began to move around in circles.

The wind blew stronger and suddenly the yacht was blown into the path of another vessel and its bow (the pointy bit) was smashed to bits. (Tear off one end of the boat.)

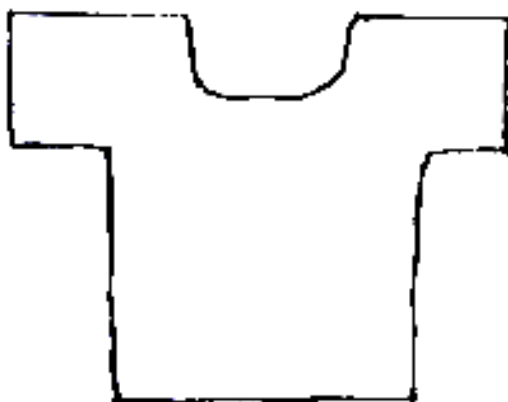
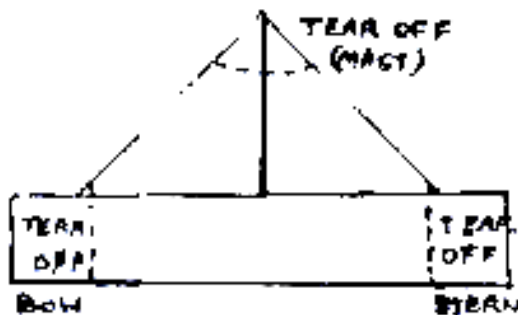
Water began to rush in through the hole in the yacht and it began to move around in all directions, out of control. The sailors fired their distress beacon.

The yacht then hit yet another yacht and the other end, the stern, was smashed to bits. (Tear off the other end of the boat.) When the storm passed and the seas were calm all the other yachtsmen, who were trying to rescue the sailors in the disabled yacht, could find was the sailor's T Shirts floating on the water. (Unfold the paper from the newspaper and reveal a T-Shirt.

To make the boat. →
Lay out a sheet of newspaper and fold as shown



Where to tear the boat and then the unfolded to a T Shirt.



Game: Ship to Shore

Equipment: Nil

To Play:

The Leader calls out various word commands and the Joey Scouts respond.

Commands are:

Ship- Run to the Left

Shore- Run to the right

Sardines- All the Joey Scout jam together as tight as possible

Crab- either with a partner back to back elbows linked or make the crab position on the floor (stomachs up)

Jellyfish- wobble

Shark attack- run to base before being tagged by the Leader (those tagged can help Leader tag others.)

Game: Gone Fishing

Equipment: Metal washers, 2x length of string with a magnet tied to one end. 2x Blind fold

To Play:

Place a number of the washers in a pond area on the floor.

Divide the Joey Scouts into two teams. Give the team leader one piece of string with the magnet attached.

The leader of each team is blindfolded. On command go from the Leader the blind folded Joey Scout must find there way to the pond area and catch a washer. The rest of that Joey Scouts team call out the direction to help the blind folded Joey Scout.

Once the blind folded Joey Scout catches a washer they can take off the blind fold and run back to their team and hand over the blind fold and string and the game continues until all have had a turn.